




Find the Zoom information for the courtroom/department you are scheduled to appear in below. If you are unable to join by video you may join by phone by calling (669)900-6833 and using the ID and Passcode provided.

Departments	Case Type	Details	QR Code	Connection Information
A, B and E	Civil	Civil Matters, Civil Harassment Restraining Orders and Appellate		Meeting ID: 982 6407 3327 Passcode: 700683 https://zoom.us/j/98264073327?pwd=Vmg4SE82Rk1hNDNCs0VscjlpS24vdz09
H, K and L	Family	Family Law, Conservatorship, Guardianship, Domestic Violence/Elder or Dependent Adult Restraining Orders		Meeting ID: 966 4797 6282 Passcode: 579089 https://zoom.us/j/96647976282?pwd=NklNQjBNUmpzNWlrMGRxM2JLbkppdz09
J	Probate	Probate matters assigned to department J		Meeting ID: 978 7433 4850 Passcode: 860372 https://zoom.us/j/97874334850?pwd=dHNHsnFIUkJFdEhRb1JqejhBU0JOdz09
N	DCSS	Department of Child Support Calendar		Meeting ID: 928 3786 9689 Passcode: 172429 https://zoom.us/j/92837869689?pwd=VEJFbjdtYkNYOTIBRGhMdkwvWitKQT09
O	Small Claims	Small Claims Trials		Meeting ID: 978 4672 9793 Passcode: 047859 https://zoom.us/j/97846729793?pwd=WZGGeFdPbEx2dWdiamY5cENlcUV3dz09

Continued to next page

Departments	Case Type	Details	QR Code	Connection Information
Auxiliary 3	All case types except Juvenile	*NOT FOR JUVENILE CASES* As assigned from other departments.		Meeting ID: 933 6095 4263 Passcode: 307818 https://zoom.us/j/93360954263?pwd=U1gxNEExYL2duTDIITERPMIJaWDNLUT09
Civil settlement conferences	Civil, Unlawful Detainer	Judicially supervised settlement conferences		Meeting ID: 972 1705 2695 Passcode: 597630 https://zoom.us/j/97217052695?pwd=R3N1cnF1emxjQ1VNSm1Fc3NNZ3lvQT09
F	CIVIL JURY TRIAL	CIV 1803072 PAUL ELLIOTT V. WHOLE FOODS MARKET		Meeting ID: 972 0594 8903 Passcode: 925361 https://zoom.us/j/97205948903?pwd=dzF3NGVvWGI1U2VVTE8yc0J4UjlxZz09

HOW TO PARTICIPATE IN A ZOOM COURT HEARING MARCH

Before your hearing:

1. Download the Zoom app to your computer or smartphone.
2. If you would like a witness at your hearing, you must email your witness's name to the court clerk at videoappearance@marin.courts.ca.gov no later than 10:00 a.m. the day before the hearing. Please include your name, case number and hearing date. You must also email the Zoom meeting link, meeting ID and meeting password to your witness and ensure they know how to connect to the Zoom hearing.
3. If you would like to present documents at the hearing, you must send them by email to the court clerk at videoappearance@marin.courts.ca.gov and to the other party or their attorney. Please include your name, case number and hearing date. These documents must be received prior to the start of the hearing.

Day of your hearing:

1. Dress in court appropriate clothing.
2. Fifteen minutes before your hearing: Go to a quiet and private place where you have a strong Wi-Fi, internet or cellular connection. Make sure your children are not present. Only witnesses, parties and their attorneys may participate.
3. At least five minutes before your hearing: Click the Zoom meeting link. Enter the meeting number and password. If the link does not work click "Join Meeting" in the Zoom app and type in the meeting number and password from the Zoom appearance information. If you have trouble connecting by video, you may join by telephone by calling the phone number on the Zoom email invitation. If you need help logging into the zoom meeting, please send an email, with your name and case number, to: videoappearance@marin.courts.ca.gov.
4. Once you are connected, you will be placed in a virtual waiting room. The judge may hear other cases before yours. You may have to wait awhile but stay ready. Mute yourself while you are waiting. If you are calling in on a phone, do not place the court on hold. When the judge tells you it's your turn, unmute yourself and follow the judge's instructions.
5. During the hearing:
 - a. Mute yourself when you are not speaking.
 - b. Raise your hand if you need to speak.
 - c. State your name before you speak.
 - d. Speak one at a time.
 - e. Do not interrupt.
 - f. Allow a pause between speakers.